



### SOCIAL MEDIA


Use social media to share these safety and health tips throughout the burn season. Simply cut and paste or modify to create your own. Or, link to the EPA Burn Wise **Facebook** and **Twitter** pages where we'll post tips throughout the season.

 Thinking about starting up your wood stove? EPA's Burn Wise program can help you 'learn before you burn.' Watch this video and look at the tips online for burning the right wood, the right way, in the right wood-burning appliance.

**HYPERLINK TEXT:** How to Operate Your Stove More Efficiently.


**LINK:** <http://www.youtube.com/watch?v=Ev4XogvRbME>


 Starting up your wood stove or **#fireplace**? **@epaburnwise** reminds you to learn before you burn. <http://go.usa.gov/rGhT>

 Watery eyes, stuffy nose or chest tightness? All of these are symptoms of an occasional winter cold, but they may actually be due to breathing wood smoke. EPA's Burn Wise program has simple do-it-yourself tips to change the way you burn to better protect your health.

**HYPERLINK TEXT:** 'Learn before you burn' and follow simple Burn Wise tips each week.


**LINK:** <http://www.epa.gov/burnwise>


 Watery eyes, stuffy nose, chest tightness? Symptoms may be from breathing wood smoke. Learn more **@epaburnwise: epa.gov/burnwise**

 Do you know if your firewood is dry enough to burn efficiently? There's a simple way to find out. For less than \$20 you can buy a moisture meter. Dry wood burns hotter, and hotter fires provide more heat and smoke less--ultimately saving you time, energy and money. Take a look at this video on how to use a moisture meter.

**HYPERLINK TEXT:** Learn before you burn with EPA's Burn Wise program and check out this video!


**LINK:** <http://www.youtube.com/watch?v=jM2WGgRcnm0>


 Is your wood dry enough for your **#woodstove**? Dry wood creates a hotter **#fire**, saving wood, time and **#money**.

 True or False: You shouldn't burn ocean driftwood. The answer is True! Burning saltwater driftwood, treated lumber and garbage can damage your stove and cause serious health problems. Learn more tips for burning the right wood, the right way, in the right wood-burning appliance from EPA's Burn Wise program.

**HYPERLINK TEXT:** 'Learn before you burn' and follow simple Burn Wise tips each week.


**LINK:** <http://www.epa.gov/burnwise>


 Did you know that you should avoid burning ocean driftwood? Review more tips to learn before you burn: [epa.gov/burnwise](http://epa.gov/burnwise)

 What should two pieces of properly dried wood sound like when knocked against each other? They should sound hollow! EPA's Burn Wise program wants to remind you to burn only dry seasoned wood that burns hotter, cuts fuel consumption and reduces the amount of smoke your appliance produces.

**HYPERLINK TEXT:** 'Learn before you burn' and follow simple Burn Wise tips each week.


**LINK:** <http://www.epa.gov/burnwise>


 Strike two pieces of firewood together. If they're dry enough to burn, they'll sound hollow. Learn before you burn: [epa.gov/burnwise](http://epa.gov/burnwise)

 True or False: Wet wood is a waste. The answer is True! Never burn wet wood in your fireplace or wood stove. By burning dry firewood, you can save money and protect your family's health. Learn more tips for burning the right wood, the right way, in the right wood-burning appliance from EPA's Burn Wise program.

**HYPERLINK TEXT:** Learn before you burn with EPA's Burn Wise program and check out this video!


**LINK:** <http://www.youtube.com/watch?v=yo1--Zrh11s>


 T or F: Wet wood is a waste to burn in your woodstove or **#fireplace**. True! Tips to learn before you burn: [epa.gov/burnwise](http://epa.gov/burnwise)

 Burn Wise: Start it right! Be sure to use only clean newspaper or dry kindling to start a fire. Never use gasoline, kerosene, charcoal starter, or a propane torch. Learn more tips for burning the right wood, the right way, in the right wood-burning appliance from EPA's Burn Wise program.

**HYPERLINK TEXT:** Are you following the "Best Burn Practices" in your wood stove and fireplace?


**LINK:** <http://www.epa.gov/burnwise/videos/Wetzel.wmv>


 Use clean newspaper and dry kindling when starting a fire in your woodstove or fireplace. Learn before you burn: <http://go.usa.gov/rGh3>

 Burn Wise: Don't let the fire smolder! Once you've enjoyed the warmth, many people think they should let a fire smolder overnight. But reducing the air supply does little for heating and increases air pollution and creosote buildup. Burn Wise and check back every week this winter for a new tip!

**HYPERLINK TEXT:** If you have more questions, this page has everything to help you Burn Wise!


**LINK:** <http://www.epa.gov/burnwise/faqconsumer.html>


 Done with your fire in the wood stove or fireplace? Don't let it smolder. Learn before you burn [@epaburnwise](#)

 Millions of Americans heat their homes with wood stoves, but 9 million of those are older, not EPA-certified stoves. Got one of these stoves? EPA's Burn Wise program is here to help with do-it-yourself tips to lower wood stove pollution while saving you time, energy and money. Check back every week for a new tip!

**HYPERLINK TEXT:** Planning on using your wood stove or fireplace? It's time to 'learn before you burn'!


**LINK:** <http://www.epa.gov/burnwise>


 [@epaburnwise](#) has DIY [#tips](#) to lower woodstove and [#fireplace](#) pollution and save you [#money](#). Check every week for more: [epa.gov/burnwise](http://epa.gov/burnwise)

 EPA-certified wood stoves are 50% more energy efficient and use 1/3 less firewood than older stoves. That's more heat in your home and less fuel for your fire.

**HYPERLINK TEXT:** Need to replace your old, inefficient stove? Find an EPA-certified stove.


**LINK:** <http://epa.gov/burnwise/appliances.html>


 Need to find an EPA-certified wood stove that's 50% more efficient and uses 1/3 less firewood [@epaburnwise](#)

 What do these three things have in common: a smoldering fire, "dirty" glass doors, and/or smoke from the chimney? They are all signs that your woodstove fire needs more air or your wood is too wet. Learn more tips for this fall's burning season from EPA's Burn Wise program.

**HYPERLINK TEXT:** 'Learn before you burn' and follow EPA's simple Burn Wise tips each week.


**LINK:** <http://www.epa.gov/burnwise>


 Smoke from your chimney may mean the **#fire** needs more air or the wood is too wet. **@epaburnwise** has **#tips** to help. [epa.gov/burnwise](http://epa.gov/burnwise)

 There are four easy steps to dry wood for your fireplace or wood stove: Split, Stack, Cover and Store! All firewood should be split, stacked with the top covered and stored for 6-12 months. Learn more tips for this winter's burning season from EPA's Burn Wise program.

**HYPERLINK TEXT:** Learn before you burn with EPA's Burn Wise program and check out this video!


**LINK:** <http://www.youtube.com/watch?v=yo1--Zrh11s>


 Split, stack, cover and store! If you heat your home with **#wood**, follow these 4 steps to burn wise this **#winter!**  
<http://www.youtube.com/watch?v=yo1--Zrh11s>

 Burn Wise: Now is the time to clean! Be sure to clean ashes from your wood-burning appliance. Excess ashes can clog the air intake vents, reducing efficiency. Dispose of ashes or any flammable material in a metal container away from the house to reduce the risk of fire. Check back every week this winter for a new tip from EPA's Burn Wise program.

**HYPERLINK TEXT:** Even wood stoves need a little maintenance. Here are some easy tips!


**LINK:** <http://www.epa.gov/burnwise/maintenance.html>


 Cleaning the house for the **#holidays**? Contact a certified professional to clean and maintain your chimney. Don't forget your wood-burning appliance! Learn before you burn **@epaburnwise**

 Burn Wise: Don't risk a chimney fire! Never burn Christmas trees in a wood stove or fireplace. Also, don't dispose of wrapping paper in your wood stove or fireplace. Burning wrapping paper can cause high flames and emit toxic fumes. Check back every week this winter for a new tip from EPA's Burn Wise program.

**HYPERLINK TEXT:** Burn Wise and cozy up to a safe burning fire for the holidays.


**LINK:** <http://www.epa.gov/burnwise/bestburn.html>


 Keep the holiday cheer by not burning your tree or wrapping paper! Learn before you burn with **@epaburnwise**:  
<http://go.usa.gov/rGhT>

 Burn Wise: Keep your chimney clean! A clean chimney provides good draft for your wood-burning appliance and reduces the risk of a chimney fire. Have a certified professional inspect your chimney once a year. Check back every week this winter for a new tip from EPA's Burn Wise program.

**HYPERLINK TEXT:** It's almost 2014--have you taken a look in the chimney yet? Now is the time!


**Link:** <http://www.flickr.com/photos/epaburnwise/5690512251/in/set-72157626737949205>


 Do you know what's in your chimney? Time to call a certified professional and learn before you burn with [@epaburnwise](https://twitter.com/epaburnwise): <http://go.usa.gov/rGhT>

 Burn Wise: Be a good neighbor. Follow best practices for burning wood. Always remember to comply with state and local codes and check your local air quality forecast. Burn Wise! Learn more tips for burning the right wood, the right way, in the right wood-burning appliance from EPA's Burn Wise program.

**HYPERLINK TEXT:** Many state and local air agencies are working to reduce wood smoke emissions. See what yours is doing.


**LINK:** <http://www.epa.gov/burnwise/wherelive.html>


 12 million stoves provide heat in the U.S. Find out about your state and learn before you burn: [epa.gov/burnwise](http://epa.gov/burnwise)

 Burn Wise: It's a new year, and now's the time to upgrade to cleaner, more efficient equipment. Gas, wood pellet stove and EPA-certified wood stoves and fireplace inserts burn cleaner, burn more efficiently, and emit less particle pollution than older models. Learn more tips for burning the right wood, the right way, in the right wood-burning appliance from EPA's Burn Wise program.

**HYPERLINK TEXT:** We've got information guidance on which appliance will work for you!

**LINK:** <http://www.epa.gov/burnwise/appliances.html>

 Have a healthy and safe home in 2014 with [@epaburnwise](https://twitter.com/epaburnwise). Burn the right wood, the right way, in the right appliance. [epa.gov/burnwise](http://epa.gov/burnwise)

 Are you aware that you can use a fireplace retrofit device to reduce pollution by 70%? Learn more about these EPA-qualified devices.

**HYPERLINK TEXT:** Reduce pollution with a fireplace retrofit.

**LINK:** <http://epa.gov/burnwise/participation.html#fireplace>



29 million fireplaces in the U.S. Use a retrofit to reduce pollution @epaburnwise: [epa.gov/burnwise](http://epa.gov/burnwise)



Let Burn Wise help you live healthier! As you continue to use your wood stove or fireplace for the rest of the year, turn to Burn Wise for do-it-yourself tips to lower wood stove and fireplace pollution while saving you time, energy and money.

**HYPERLINK TEXT:** Smoke may smell good, but it's not good for you. Wood smoke can affect everyone's health. Learn more today.

**LINK:** <http://www.epa.gov/burnwise/healtheffects.html>



Smoke may smell good, but it's not good for you. Learn before you burn with @epaburnwise: [epa.gov/burnwise](http://epa.gov/burnwise)



It's never too early to think about preparing your firewood for next burn season. The best way to save money is to split, stack, cover and store for 6-12 months.

**HYPERLINK TEXT:** Need an easy-to-follow blue print for a simple wood shed? Check it out.

**LINK:** <http://epa.gov/burnwise/pdfs/WoodShedDiagram.pdf>



Easy-to-follow wood shed plans @epaburnwise: [epa.gov/burnwise](http://epa.gov/burnwise)



Shopping for an outdoor hydronic heater? EPA-qualified hydronic heaters can generate more heat and reduce pollution by 70%.

**HYPERLINK TEXT:** Upgrade your current hydronic heater with a cleaner-burning EPA-qualified unit.

**LINK:** <http://www.epa.gov/burnwise/healtheffects.html>



Choose a cleaner burning EPA-qualified hydronic heater: [epa.gov/burnwise](http://epa.gov/burnwise)